




			300464
			Guangdong SACA Precision Manufacturing Co., Ltd.
			SACA

		3
		0757-26332400
		0757-26326798
		sec@sh-abc.cn



12,968,231.92


-7,501,431.73

3,998,109.67

52,977.18

181,556.10

7,100.17



20

2
3
a
4

2015

Oracle

OA

3

3

AI

/

4 AI

2024

ChatGPT

Sora

AI

AI

AI

AI

5

B2C

B2B

YE1

1

Wayfair

Costco

2

Wayfair

	121,063,283.45	40.11%	178,161,868.88	38.69%	-32.05%
	65,907,686.95	21.84%	61,759,797.33	13.41%	6.72%
	37,718,722.18	12.50%	58,037,634.29	12.60%	-35.01%
	30,426,319.72	10.08%	137,537,823.97	29.87%	-77.88%
	5,657,965.39	1.87%	9,285,990.00	2.02%	-39.07%
	3,999,715.95	1.33%	5,122,784.14	1.11%	-21.92%
	36,819,738.70	12.20%	10,135,520.73	2.20%	263.27%
	199,476.39	0.07%	475,041.53	0.10%	-58.01%
	301,792,908.73	100.00%	460,516,460.87	100.00%	-34.47%

4

	171,673,340.53	56.88%	293,154,522.50	63.66%	-41.44%
	130,119,568.20	43.12%	167,361,938.37	36.34%	-22.25%
	301,792,908.73	100.00%	460,516,460.87	100.00%	-34.47%

5

1

2024 1-6

10,156.48

3,544.9

1	1	9,946,969.42	9.79%
2	2	7,152,703.66	7.04%
3	3	7,063,764.52	6.95%
4	4	6,339,908.85	6.24%
5	5	4,945,609.66	4.87%
		35,448,956.11	34.89%

2

3

FBA

SKU

SKU

6

1

ERP

2

B2C

+

FBA

2B

3

2024

1-6

882.53

11.43%

3,341.52

14.07%

7

4

3

FANUC

CNC

K3

M3

CBZ

334

38

SH-ABC

17mm 53mm
40mm 45° 270°

10kg 100kg
26mm 35mm

STANLEY HAFELE FGV

ERP PLM OA MES ORACLE ERP Siemens PLM

ERP EDI EDI

ERP

ERP

	801,368,664.90	849,074,375.88	-5.62%	
	613,633,737.36	604,024,684.52	1.59%	
	87,777,848.11	126,192,620.14	-30.44%	
	61,947,067.41	78,930,732.60	-21.52%	
	9,925,297.86	4,507,815.14	120.18%	
	9,796,890.46	-14,591,704.34	-167.14%	
	19,997,425.33	14,003,938.19	42.80%	
	22,894,148.43	-30,716,566.55	-174.69%	
	-23,847,237.73	-10,342,128.34	-147.89%	
	-30,302,421.84	-18,311,576.80	64.35%	
	-27,777,641.54	-57,819,185.00	49.34%	

10%

	416,691,491.61	338,294,586.02	18.81%	35.02%	38.04%	-1.78%
	121,063,283.45	82,491,609.39	31.86%	-32.05%	-27.60%	-4.19%
	65,907,686.95	47,345,494.82	28.16%	6.72%	16.63%	-6.11%
	37,718,722.18	26,211,885.16	30.51%	-35.01%	-32.94%	-2.14%
	30,426,319.72	23,290,598.94	23.45%	-77.88%	-70.57%	-19.01%

	10,367,516.40	51.38%		
	4,938,849.79	24.47%		

	8,633,767.46	42.78%		
--	--------------	--------	--	--

	191,230,862.68	10.68%	204,235,021.78	10.28%	0.40%
	336,468,093.99	18.79%	271,006,662.07	13.64%	5.15%
	211,221,252.67	11.80%	260,649,814.85	13.12%	-1.32%
	25,931,784.24	1.45%	28,580,823.09	1.44%	0.01%
	379,695,622.14	21.21%	405,676,458.41	20.42%	0.79%
	12,475,171.06	0.70%	8,421,189.75	0.42%	0.28%
	2,382,668.42	0.13%	3,870,316.51	0.19%	-0.06%
	304,757,794.30	17.02%	233,861,084.45	11.77%	5.25%
	21,252,927.33	1.19%	20,211,844.36	1.02%	0.17%
	95,482,014.88	5.33%	79,546,637.83	4.00%	1.33%
	1,224,258.89	0.07%	2,289,214.14	0.12%	-0.05%
	14,878,519.29	0.83%	26,589,308.12	1.34%	-0.51%
	13,322,992.54	0.74%	106,147,286.43	5.34%	-4.60%
	44,605,587.48	2.49%	61,565,446.30	3.10%	-0.61%
	3,771,791.06	0.21%	10,685,408.60	0.54%	-0.33%
	100,414,159.12	5.61%	142,170,705.51	7.16%	-1.55%
	4,411,005.03	0.25%	17,145,043.86	0.86%	-0.61%
	135,079,869.66	7.55%	220,366,927.45	11.09%	-3.54%
	20,086,525.34	1.12%	98,365,443.83	4.95%	-3.83%
	159,791,594.88	8.93%	141,466,652.49	7.12%	1.81%
	60,002,359.29	3.35%	116,520,803.36	5.87%	-2.52%

SacaPrecision Technology S.r.l.		82,973,369.29					8.51%
Sunvalley (HK) Technology Limited		424,610,117.36					50.47%

Euro-techDistributi on		59,951,767.47					4.97%	

11,291,664.59	18,738,427.12	-39.74%

	11,725,87 2.00	51,000.60	1,119,298 .88	47,348,90 9.80	39,813,03 7.80	48,323.33		18,706,17 1.48	
	11,725,87 2.00	51,000.60	1,119,298 .88	47,348,90 9.80	39,813,03 7.80	48,323.33		18,706,17 1.48	--

10%

Saca Precision Technology S.r.l.			2,402.20	8,297.34	5,172.75	7,347.69	985.79	574.16
		(31,500.00	103,231.80	42,460.08	31,962.92	3,040.87	2,646.94
)						
Sunvalley (HK) Technology Limited			1	42,461.01	30,673.74	8,128.39	-66.22	92.39

Euro- techDistrib ution			15.77	5,995.18	3,021.51	5,858.56	-113.42	-141.21
-------------------------------	--	--	-------	----------	----------	----------	---------	---------

Rexmeo Limited Liability Company		
NOURISH STAR HK LIMITED		
Sunvalley HK Limited		
Sunvallettek International Inc.		

50%

2024 6 30

33,055.65

2021

2021-031

2024-004

2024-006

2022 1 26

2022-004

2024 04 30	www.ir- online.cn			2023		

2024		38.45%	2024 01 08	2024 01 08	http://www.cninfo.com.cn 2024 2024-001
2023		38.68%	2024 05 15	2024 05 15	http://www.cninfo.com.cn 2023 2024-056

2023

1 2024 1 8
2 2024 4 22
2022

2024-002

2

6,132,000
2022

3,000,000
2024-012

2024

3 2024 5 15

2023

2022

2024-

057

“ ”

“ ”

()			()) (()		
-----	--	--	-----	-----	-----	--	--

Sunvalley E-commerce (HK) Limited	3,598.1					2023 07 21	2022-049 2023-120
2021 0391 7251 2							
Sunvalley E-commerce(H K) Limited	94,694.72					2024 05 29	2022-049 2022-101 2024-061
2022 03 4399							
Sunvalley E-commerce HK Limited	6,975.64					2022 09 28	2022-004 2022-169
2022 03 6322							
Sunvalley E-commerce HK Limited	7,287.15					2023 11 06	2021-029 2021-081 2021-094 2021-108 2022-080 2023-009 2023-157
2023 03 6615 3							
	0					2024 05 29	2023- 159

0309 2023
12531
4

2024-061

24,250.53

2024 04
09

2024-009

2024 03
3320

Sunvalley E-
commerce HK
Limited

8,911.34

2024 06
06

2024-062

06 2024
65

2022 0309
1630

1							
/	2,207.68		/		86.85		
2							

1


2

/

1	SUNVALLEY JAPAN Co.,Ltd			11	2	132.23	2023.5.1-2025.4.30
2				1063 A303.A318.A319.A320.A341.A828		3774	2023.4.20-2026.4.30

10%

10%



2023 2024
04 24 5,000 01 23 1,100

4

	2022 04 26	13,500	2022 09 29	1,275				6	
	2023 04 24	13,500	2023 07 24	2,000				4	
	2023 04 24	13,500	2023 12 15	860				4	
	2023 04 24	13,500	2024 03 13	1,600				4	
	2024 04 22	13,500	2024 04 23	1,500				4	
	2024 04 22	13,500	2024 06 13	1,000				4	
	2024 04 22	13,500	2024 06 19	1,000				4	
	2021 04 22	3,000	2021 12 21	984				6	
	2022 04 26	3,000	2022 04 28	880				6	
	2023 04 24	3,000	2024 01 23	800				4	
	2023 04 24	26,000	2024 03 27	726				4	
	2022 04 26	26,000	2024 02 26	4,397				4	

	2023 04 24	26,000	2024 03 08	2,878				4		
B1		60,000	B2		16,001					
B3		60,000	B4		24,995					
A1+B1+C1		60,000	A2+B2+C2		16,001					
A3+B3+C3		60,000	A4+B4+C4		24,995					
A4+B4+C4			41.13%							
70% E			9,939							
D+E+F			9,939							

--	--	--	--	--	--	--	--	--	--	--


2024 1 11
2024 1 31

2024-004
2024-006

	148,144,236	31.48%						148,144,236	31.48%
1									
2									
3	41,910,820	8.91%						41,910,820	8.91%
	11,792,416	2.51%						11,792,416	2.51%
	30,118,404	6.40%						30,118,404	6.40%
4	106,233,416	22.57%						106,233,416	22.57%
	3,983,928	0.85%						3,983,928	0.85%
	102,249,488	21.73%						102,249,488	21.73%
	322,465,427	68.52%						322,465,427	68.52%
1	322,465,427	68.52%						322,465,427	68.52%
2									
3									
4									
	470,609,663	100.00%						470,609,663	100.00%

2024年12月31日 人民币千元

1	2022		2023	10	24	2023	12	20
		976,000						
	www.cninfo.com.cn		2022					
	2023-150	2022						2023-163
		470,609,663	469,633,663					
2		2						
							6,132,000	
2024	4	23	www.cninfo.com.cn				2022	
			2024-012					
		469,633,663	463,501,663					
1								



		4.85%	22,813,383		15,081,292	7,732,091		22,813,383
		3.75%	17,655,700			17,655,700		
		1.96%	9,235,500	9035500		9,235,500		
		1.82%	8,557,100	113800	1,200,000	7,357,100		7,000,000
3		1.69%	7,958,601	- 1154139 9		7,958,601		
		1.01%	4,749,700		4,749,700			
		0.86%	4,047,100		200	4,047,100		
SUNVALLEY E COMMERCE HK LIMITED		0.85%	3,983,928		3,983,928			
10	3							
							SUNVALLEY E	
	/							
10	11							
						80,127,735		80,127,735

			17,655,700	17,655,700
			9,235,500	9,235,500
			7,958,601	7,958,601
3			7,732,091	7,732,091
			7,357,100	7,357,100
			4,047,100	4,047,100
			3,404,010	3,404,010
			3,367,180	3,367,180
			3,081,800	3,081,800
10				
	10			
10				
10				
4				
	1,449,08-	v	4	
			13,000,000	
			1,918,100	
			80,127,735	
			67,127,735	

2024 06 30

	191,230,862.68	204,235,021.78
	7,651,000.60	
	10,947,123.61	12,471,493.96
	336,468,093.99	271,006,662.07
	38,059,729.41	38,564,159.42
	14,878,519.29	26,589,308.12
	13,322,992.54	106,147,286.43
	211,221,252.67	260,649,814.85
	46,498,661.74	42,336,859.41
	870,278,236.53	962,000,606.04

	25,931,784.24	28,580,823.09
	11,055,170.88	11,119,298.88
	379,695,622.14	405,676,458.41
	12,475,171.06	8,421,189.75
	2,382,668.42	3,870,316.51
	44,605,587.48	61,565,446.30
	335,201,843.54	335,201,843.54
	3,771,791.06	10,685,408.60
	100,414,159.12	142,170,705.51
	4,411,005.03	17,145,043.86
	919,944,802.97	1,024,436,534.45
	1,790,223,039.50	1,986,437,140.49
	304,757,794.30	233,861,084.45
	135,079,869.66	220,366,927.45
	277,357,988.85	404,013,941.00
	21,252,927.33	20,211,844.36
	20,744,014.58	20,422,951.62
	20,086,525.34	98,365,443.83
	159,791,594.88	141,466,652.49

	51,768,168.14	46,548,751.70
	6,036,227.28	4,911,958.24
	996,875,110.36	1,190,169,555.14
	95,482,014.88	79,546,637.83
	1,224,258.89	2,289,214.14
	1,164,986.35	1,115,629.95
	60,002,359.29	116,520,803.36
	7,348,158.75	8,290,742.43
	2,395,496.77	2,878,322.43
	0.00	
	167,617,274.93	210,641,350.14
	1,164,492,385.29	1,400,810,905.28
	467,337,663.00	470,609,663.00
	1,550,134,850.72	1,575,685,936.24
	41,666,840.00	53,032,120.00
	-30,969,396.46	-81,722,388.77
	26,928,612.04	26,928,612.04
	-1,363,997,696.05	-1,373,346,330.44
	607,767,193.25	565,123,372.07
	17,963,460.96	20,502,863.14
	625,730,654.21	585,626,235.21
	1,790,223,039.50	1,986,437,140.49

	126,065,353.33	109,739,637.49
	3,614,693.90	

	2,153,452.58	7,109,936.84
	243,602,928.81	174,115,734.45
	1,930,556.08	7,234,692.64
	159,401,186.28	154,512,938.19
	27,107,919.20	37,549,286.03
	20,268,210.97	24,144,490.45
	584,144,301.15	514,406,716.09
	1,507,341,023.58	1,486,023,303.66
	81,216,984.10	116,572,881.08
	3,685,389.42	3,763,610.82
	10,407,177.84	10,256,024.23
	37,919,858.47	38,942,132.37
	1,439,697.29	1,682,632.79
	1,642,010,130.70	1,657,240,584.95
	2,226,154,431.85	2,171,647,301.04
	107,115,280.35	105,170,469.44

	115,574,692.50	108,527,498.28
	279,178,774.16	265,675,092.16
	4,719,986.20	3,829,546.49
	4,117,240.71	5,382,556.06
	3,440,115.65	1,108,446.89
	359,754,774.67	327,507,772.64
	10,425,000.00	17,960,000.00
	183,205.98	343,529.12
	884,509,070.22	835,504,911.08
	49,814,847.92	35,4




3 2



320'08


	801,368,664.90	849,074,375.88
	788,653,672.19	830,866,405.65
	613,633,737.36	604,024,684.52
	2,852,066.99	3,206,615.06
	87,777,848.11	126,192,620.14
	61,947,067.41	78,930,732.60
	12,517,654.46	14,003,938.19
	9,925,297.86	4,507,815.14
	12,030,405.34	36,204,280.50
	472,686.98	763,087.23
	1,158,567.29	4,162,996.79
—	10,367,516.40	-2,466,534.80
	-2,649,038.85	-2,496,693.45
—		
—		
—	51,000.60	
—	1,056,353.84	-2,911,764.99
—	-1,483,986.59	-4,921,054.10
—	10,415.71	3,126,896.62
—	23,874,859.96	15,198,509.75
	4,938,849.79	174,020.95
	8,633,767.46	48,850,239.27
—	20,179,942.29	-33,477,708.57

		9,796,890.46	-14,591,704.34
	—	10,383,051.83	-18,886,004.23
1.		10,383,051.83	-18,886,004.23
2.			
1.		9,348,634.39	-20,618,240.92
2.	—	1,034,417.44	1,732,236.69
		50,503,385.58	-24,860,047.05
		50,752,992.31	-25,510,332.39
		56,436,628.12	
1.			
2.			
3.			
4.			
5.		56,436,628.12	
		-5,683,635.81	-25,510,332.39
1.			
2.			
3.			
5.			
6.		-5,683,635.81	-25,510,332.39
7.			
		-249,606.73	650,285.34
		60,886,437.41	-43,746,051.28
		60,101,626.70	



149,720,765.02	161,699,507.00
140,829,810.71	147,529,401.18
874,680.36	1,334,062.58
2,069,801.27	3,526,117.35
14,824,751.09	21,478,459.67
1,890,408.64	2,601,085.67
2,978,519.13	23,237,223.59
2,397,645.7	

2



40,861,361.13	28,952,536.07
17,400,223.66	10,294,315.91
47,123,037.80	29,000,348.50

185,337.40	
64,708,598.86	39,294,664.41
-23,847,237.73	-10,342,128.34

375,000.00

159,050,000.14	214,380,071.37
44,623,244.44	10,000,000.00
203,673,244.58	224,755,071.37
169,203,610.48	195,873,308.56
10,616,513.65	14,940

..

I 2

911

2024

	100,000.00	555.16
	4,087,934.95	5,806,264.10
	23,600,000.00	3,000,000.00
	0.00	
	27,687,934.95	8,806,264.10
	-27,587,934.95	-8,805,708.94
	0.00	375,000.00
	78,050,000.00	23,600,000.00
	0.00	
	78,050,000.00	23,975,000.00
	71,212,500.00	123,250,000.00
	4,166,188.29	8,086,595.24
	46,576,853.06	23,678,748.74
	121,955,541.35	155,015,343.98
	-43,905,541.35	-131,040,343.98
	1,949,347.60	-3,628.76
	1,198,079.31	-5,677,929.10
	1,304,966.18	7,524,318.88
	2,503,045.49	1,846,389.78

	2024														
	470,609,663.00				1,575,685,936.24	53,032,120.00	-81,722,388.77		26,928,612.04		-1,373,346,330.44		565,123,372.07	20,502,863.14	585,626,235.21

470,	1,57	53,0	-	26,9	-	565,	20,5	585,
609,	5,68	32,1	81,7	28,6	1,37	123,	02,8	626,
663.	5,93	20,0	22,3	12,0	3,34	372.	63,1	235.
00	6.24	0	88.7	4	6,33	07	4	21
			7		0,44			

3														
4														
5														
6														
1														
2														
					-							-	-	-
				21,3								21,3	-	21,5
				40,8								40,8	242,	82,8
				45.2								45.2	017.	62.3
				1								1	12	3
	467,			1,55	41,6	-		26,9		-		607,	17,9	625,
	337,			0,13	66,8	30,9		28,6		1,36		767,	63,4	730,
	663.			4,85	40,0	69,3		12,0		3,99		193.	60,9	654.
	00			0,72	0	96,4		4		7,69		25	6	21
						6				6,05				

2023														
	369,			1,18	55,8	-		26,9		-		153,	17,8	171,
	122,			6,77	40,0	75,3		28,6		1,29		560,	41,3	402,
	175.			8,39	00,0	39,0		12,0		8,08		925.	46,0	271.
	00			8,06	0	06,0		4		9,25		16	1	17
						9				3,85				
										-		-		-
										14,1		14,1		14,1
										13,5		13,5		13,5
										86,6		86,6		86,6
										9		9		9
	369,			1,18	55,8	-		26,9		-		139,	17,8	157,
	122,			6,77	40,0	75,3		28,6		1,31		447,	41,3	288,

5															
6															
1															
2															
	368, 972, 175. 00				1,20 0,81 7,84 1,97	55,1 68,0 00,0 0	- 100, 849, 338. 48		26,9 28,6 12,0 4		- 1,33 2,82 1,08 1,46		107, 880, 209. 07	20,2 23,8 68,0 4	128, 104, 077. 11

	2024														
	470,6 09,66 3.00				1,543, 587,3 68.90	53,03 2,120. 00				26,92 8,612. 04	- 733,0 40,70 8.96			1,255, 052,8 14.98	
	470,6 09,66 3.00				1,543, 587,3 68.90	53,03 2,120. 00				26,92 8,612. 04	- 733,0 40,70 8.96			1,255, 052,8 14.98	
	- 3,272, 000.0 0				- 4,210, 240.3 4	- 11,36 5,280. 00					- 23,41 8,230. 32			- 19,53 5,190. 66	
											- 23,41 8,230. 32			- 23,41 8,230. 32	
	-				-	-								3,883,	

	3,272, 000.0 0				4,210, 240.3 4	11,36 5,280. 00						039.6 6
1												
2												
3	- 3,272, 000.0 0				- 4,210, 240.3 4	- 11,36 5,280. 00						3,883, 039.6 6
4												
1												
2												
3												
1												
2												
3												
4												
5												
6												
1												
2												
	467,3 37,66 3.00				1,539, 377,1 28.56	41,66 6,840. 00			26,92 8,612. 04	- 756,4 58,93		1,235, 517,6 24.32

									9.28		
--	--	--	--	--	--	--	--	--	------	--	--

	2023											
	369,1 22,17 5.00				1,154, 679,8 30.70	55,84 0,000. 00			26,92 8,612. 04	- 693,8 73,27 4.71		801,0 17,34 3.03
	369,1 22,17 5.00				1,154, 679,8 30.70	55,84 0,000. 00			26,92 8,612. 04	- 693,8 73,27 4.71		801,0 17,34 3.03
	- 150,0 00.00				14,03 9,443. 96	- 672,0 00.00				- 57,32 4,006. 29		- 42,76 2,562. 33
										- 57,32 4,006. 29		- 57,32 4,006. 29
	- 150,0 00.00				14,03 9,443. 96	- 672,0 00.00						14,56 1,443. 96
1												
2												
3	- 150,0 00.00				14,03 9,443. 96	- 672,0 00.00						14,56 1,443. 96
4												
1												
2												

3												
1												
2												
3												
4												
5												
6												
1												
2												
	368,9 72,17 5.00				1,168, 719,2 74.66	55,16 8,000. 00			26,92 8,612. 04	- 751,1 97,28 1.00		758,2 54,78 0.70

1994 11 11

2010 12 22

91440606617643049A

470,609,663.00

470,609,663.00

1

2015 6 10

2024 8 16

2023

15 —

12

1 1 12 31

12

	100
	100
	100
	100
	100

Q2E

2024

2

12

22

1

1

2

3

4

61

1

2

2

1
2

3
2
1

2

3

4

5

6

3

1
2

— 6 ΔfA = 1/20, NÖYF G CO €

1
2

4

EQ=100-1/20

5HAN 0UB 9Ct, ž Ct x 65 È 9 6-(O £

ò, x # 0 pncr Y XGWA f, X X O _

7

12

1

2

1	2
2	

1	
2	

1

2

0

3

1	2 3
2	
3	

1	
2	
3	

1

2

0

3

0

1

2

3

4

1

22

0

2

1

—

3

4

		20	4	4.8
		10	4	9.6
		3-5	4-10	18-32
		3-5	4-10	18-32
		3-5	4-10	18-32

3

1

2

	1 3 2 4
	1 3 2 4

14 —

1 —

1

1

2

3

2

3

3

1

1

2

2

	5-10

3

1

2

3

4

1

2

3

4

5

1 —

14 —

2

1
2

1
2
3

1

1
2
3
2

1

1

2

2

2

2

1

- (1)
- (2)
- (3)

- 2
- (1)
- (2)
- (3)

(4)

3

A

B

A

B

1

1

2

2

3

4

18 —

18 —

8 —

-
-

-
-
-

-
-
-

(12)

-
-
-
-
-

11 6

•
1

1
2

3

2

1

2

3

4

3

22 —

1

2

•

1

12 —

22 —

22 —

12 —

—
2

22 —

37 —

12 —

-

-

I



+

X

1

1

<



	8.25%	16.5%
RedBud(HK)Limited	8.25%	16.5%
ProfoundCenturyLimited	8.25%	16.5%
HTE WM Limited	8.25%	16.5%
SpectrumPowerCompanyLimited	8.25%	16.5%
Sunvalley(HK)TechnologyLimited	8.25%	16.5%
ParisRhone(HK)TechnologyLimited	8.25%	16.5%
SacaPrecisionTechnologyS.r.l.	24%	3.9%
DonatiS.r.I	24%	3.9%
CollectionsCorp.	21%	
VAVAIInternationalInc.	21%	
ATIINC.	21%	
THIINC.	21%	
SunvalleyJapanCo.,Ltd	15%	23.2%
FuT	15%	23.2%
SENFREEDTECHNOLOGYLIMITED	19.00%	
EvajoySARL	25.00%	
EURO-TECHDistribution	25.00%	
ZBTInternationalTradingGmbH	15%	5.5%
SIGGmbH	15%	5.5%
NOURISH STAR HK LIMITED	8.25%	16.5%
Rexmeo Limited Liability Company	20%	

2023 2021 12 20 (:GR202144008357) 2021-2023 15% 2024 15%

2023 2021 12 20 (:GR202144008659) 2021-2023 15% 2024 15%

2023 1 1 2024 12 31 2022 13
100 25% 2023 6
20%
100 300 25% 20%

2022 1 1 2024 12 31

	4,166.67	6,089.25
	141,378,240.39	163,953,859.35
	49,848,455.62	40,275,073.18
	191,230,862.68	204,235,021.78
	31,916,647.15	46,892,988.63

	46,889,759.22
	61,293.60
	2,715,669.40
	181,733.40
	49,848,455.62

	7,651,000.60	
	7,651,000.60	
	7,651,000.60	

--	--	--

	10,947,123.61	12,471,493.96
	10,947,123.61	12,471,493.96

--	--

	7,824,648.65	12,345,218.32
	7,824,648.65	12,345,218.32

--	--

--	--	--	--	--	--

1	1	313,016,892.32	247,412,253.87
1	2	18,739,629.36	23,427,732.98
2	3	18,626,144.09	36,166,580.00
3		28,024,242.97	32,340,711.98
3	4	8,347,437.17	6,802,723.09
4	5	3,864,331.08	8,678,634.71
5		15,812,474.72	16,859,354.18
		378,406,908.74	339,347,278.83

13,943,340.20 3.68% 13,502,428.06 96.84% 440,912.14 42,846,341.89 12.62% 37,105,189.67 86.60% 5,741,152.22

364,463,568.54 96.32% 28,436,386.69 7.80% 336,027,181.85 296,500,936.94 87.38% 31,235,427.09 10.53% 265,265,509.85

5042085

5	2,877,816.84	2,877,816.84	100.00%
	364,463,568.54	28,436,386.69	

	31,235,427.09	-1,768,998.64			-1,030,041.76	28,436,386.69
	37,105,189.67	155,962.18		10,809,318.83	-12,949,404.96	13,502,428.06
	68,340,616.76	-1,613,036.46		10,809,318.83	-13,979,446.72	41,938,814.75

--	--	--	--	--

				10,809,318.83

Amazon		10,809,318.83	Amazon		
		10,809,318.83			

--	--	--	--	--	--

1	59,392,646.20		59,392,646.20	15.70%	861,193.37
2	26,594,947.71		26,594,947.71	7.03%	1,329,747.42
3	24,042,939.91		24,042,939.91	6.35%	176,721.76
4	12,187,707.82		12,187,707.82	3.22%	348,622.63
5	11,984,969.71		11,984,969.71	3.17%	173,782.06
	134,203,211.35		134,203,211.35	35.47%	2,890,067.24

--	--	--

0

			/	
--	--	--	---	--

--	--	--	--	--

--	--

--	--	--	--	--	--

	38,059,729.41	38,564,159.42
	38,059,729.41	38,564,159.42

	12			
2024	1	1		

--	--	--	--	--

--	--

--	--	--

--	--

--	--	--	--	--	--

	13,322,992.54	106,147,286.43
	13,322,992.54	106,147,286.43

--	--	--

--	--	--	--	--

--	--	--	--	--

--	--	--	--	--

--	--	--	--	--	--

()		
-----	--	--

()				
-----	--	--	--	--

--	--	--	--	--	--	--	--

--	--	--	--	--	--	--	--

--	--	--	--	--	--	--	--

--	--	--	--	--	--	--	--

--	--	--	--	--	--	--	--

3,759,594.04

2,399,904.00

1	1	8,865,207.57	64,010,377.93
1	2	1,468,256.08	4,415,603.34
2	3	3,342,773.09	4,293,133.56
3		5,255,263.18	40,581,787.87
3	4	2,660,885.22	38,376,324.34
4	5	1,011,380.55	877,423.75
5		1,582,997.41	1,328,039.78
		18,931,499.92	113,300,902.70

	3,315,41 7.95	17.51%	3,009,43 1.93	90.77%	305,986. 02	89,890,6 52.00	79.34%	4,500,81 3.81	5.01%	85,389,8 38.19
	2,703,44 5.91	5.80%	2,703,44 5.91	100.00%	0.00	4,200,81 3.81	3.71%	4,200,81 3.81	100.00%	
	611,972. 04	1.31%	305,986. 02	50.00%	305,986. 02	600,000. 00	0.53%	300,000. 00	50.00%	300,000. 00
						85,089,8 38.19	75.10%			85,089,8 38.19
	15,616,0 81.97	33.49%	2,599,07 5.45	16.64%	13,017,0 06.52	23,410,2 50.70	20.66%	2,652,80 2.46	11.33%	20,757,4 48.24
	8,834,72 9.64	18.95%	2,599,07 5.45	29.42%	6,235,65 4.19	14,587,1 15.96	12.87%	2,652,80 2.46	18.19%	11,934,3 13.50
	6,781,35 2.33	14.54%			6,781,35 2.33	8,823,13 4.74	7.79%			8,823,13 4.74
	18,931,4 99.92	100.00%	5,608,50 7.38	29.63%	13,322,9 92.54	113,300, 902.70	100.00%	7,153,61 6.27	6.31%	106,147, 286.43

--	--	--	--	--	--	--	--	--	--	--

1	983,030.09	983,030.09	984,828.71	984,828.71	100.00%	
2	600,000.00	300,000.00	600,000.00	300,000.00	50.00%	
3	521,075.00	521,075.00	521,075.00	521,075.00	100.00%	
4	232,002.00	232,002.00	232,002.00	232,002.00	100.00%	
5	200,000.00	200,000.00	200,000.00	200,000.00	100.00%	
6	193,214.00	193,214.00	193,214.00	193,214.00	100.00%	
7	185,724.79	185,724.79	185,724.79	185,724.79	100.00%	
8	100,000.00	100,000.00	100,000.00	100,000.00	100.00%	
9	100,000.00	100,000.00	100,000.00	100,000.00	100.00%	
10	52,076.26	52,076.26	52,076.26	52,076.26	100.00%	
11	50,000.00	50,000.00	50,000.00	50,000.00	100.00%	
12	20,900.00	20,900.00	20,900.00	20,900.00	100.00%	
13	19,216.00	19,216.00	19,216.00	19,216.00	100.00%	
14	15,106.90	15,106.90	15,200.97	15,200.97	100.00%	
15			11,972.04	5,986.02	50.00%	
16	10,000.00	10,000.00	10,000.00	10,000.00	100.00%	
17	6,600.00	6,600.00	6,600.00	6,600.00	100.00%	
18	6,000.00	6,000.00	6,000.00	6,000.00	100.00%	
19	2,000.00	2,000.00	2,000.00	2,000.00	100.00%	
20	1,440.00	1,440.00	1,440.00	1,440.00	100.00%	
21	1,188.00	1,188.00	1,188.00	1,188.00	100.00%	
22	654.00	654.00	654.00	654.00	100.00%	
23	650.00	650.00	650.00	650.00	100.00%	
24	460.18	460.18	460.18	460.18	100.00%	
25	216.00	216.00	216.00	216.00	100.00%	
	3,301,553.22	3,001,553.22	3,315,417.95	3,009,431.93		

1		4,210,539.48	276,145.53	6.56%
1 2		358,771.00	78,618.25	21.91%
2 3		2,412,063.94	527,633.94	21.87%
3 4		553,910.30	515,932.31	93.14%
4 5		618,480.04	618,480.04	100.00%
5		582,265.38	582,265.38	100.00%
		8,736,030.14	2,599,075.46	

	12	()	()	

2024	1	1	2,652,802.46	4,500,813.81	7,153,616.27
2024	1	1			
			556,682.62	5,986.02	562,668.64
				130,040.58	130,040.58
			613,809.63	1,363,927.32	1,977,736.95
2024	6	30	2,595,675.45	3,012,831.93	5,608,507.38

	21,963,277.53	1,187,538.47	20,775,739.06	18,711,130.16	1,068,963.81	17,642,166.35
	7,922,222.04		7,922,222.04	5,533,592.60		5,533,592.60
	173,888,642.91	8,681,007.17	165,207,635.74	224,644,810.23	17,584,098.39	207,060,711.84
	2,892,200.44		2,892,200.44	8,940,204.51		8,940,204.51
	12,204,350.39	749,244.98	11,455,105.41	19,645,130.13	1,004,936.02	18,640,194.11
	2,747,482.78		2,747,482.78	2,673,772.44		2,673,772.44
	220,867.20		220,867.20	159,173.00		159,173.00
	221,839,043.29	10,617,790.62	211,221,252.67	280,307,813.07	19,657,998.22	260,649,814.85

--	--	--	--	--

	1,068,963.81	228,872.93		110,298.27	1,187,538.47
	17,584,098.39	1,390,881.60		10,293,972.82	8,681,007.17
	1,004,936.02	41,288.34		296,979.38	749,244.98
	19,657,998.22	1,661,042.87		10,701,250.47	10,617,790.62

--	--	--	--	--	--

--	--	--	--	--	--

	0.00	0.00

	1,666,013.32	2,591,676.08
	44,370,757.17	36,434,736.54
	33,925.05	1,213,491.75
	427,966.20	2,096,955.04
	46,498,661.74	42,336,859.41

--	--	--	--	--

	12	()	()	
2024 1 1				

--	--

--	--	--	--	--	--	--	--	--	--

--	--	--	--	--

--	--	--	--	--	--	--	--

	12	()	()				
2024	1	1					

--	--	--	--	--

--	--	--	--	--	--	--	--

--	--	--	--	--	--

	3,008,871.37				- 22,826.49						2,986,044.88	
	25,571,951.72				- 2,626,212.36						22,945,739.36	
	28,580,823.09				- 2,649,038.85						25,931,784.24	
	28,580,823.09				- 2,649,038.85						25,931,784.24	

	9,329,298.88	9,329,298.88



2		1,419,868.71			3,790,436.06	5,210,304.77
3						
4		87,869.75	-6,122.50		-179,321.94	-97,574.69
3.		43,760,594.39	409,493.70	674,155.52	9,778,651.49	54,622,895.10
1		42,860,990.37	406,131.93		9,756,258.00	53,023,380.30
2		899,604.02		673,392.25		1,572,996.27
3			3,361.77	763.27	22,393.49	26,518.53
4.	227,264,462.25	437,584,033.24	20,011,601.23	12,864,584.45	150,692,743.87	848,417,425.04
1.	72,767,744.41	244,872,344.35	15,881,341.71	11,256,328.40	111,145,479.37	455,923,238.24
2.	5,178,638.00	19,495,891.75	685,437.66	429,530.87	8,088,435.62	33,877,933.90
1	5,178,638.00	19,551,408.64	690,947.92	429,530.87	8,147,544.95	33,998,070.38
2		-55,516.89	-5,510.26		-59,109.33	-120,136.48
3.		18,261,138.29	315,277.04	473,441.69	7,247,964.85	26,297,821.87
1		17,898,916.47	312,182.44		7,233,878.94	25,444,977.85
2		362,221.82		472,000.73		834,222.55
3			3,094.60	1,440.96	14,085.91	18,621.47
4.	77,946,382.41	246,107,097.81	16,251,502.33	11,212,417.58	111,985,950.14	463,503,350.27
1.		4,964,186.90				4,964,186.90
2.		254,265.73				254,265.73
1		254,265.73				254,265.73
3.						
1						
4.		5,218,452.63				5,218,452.63
1.	149,318,079.84	186,258,482.80	3,760,098.90	1,652,166.87	38,706,793.73	379,695,622.14

2.	154,496,717.84	202,070,754.86	4,364,718.22	1,667,827.14	43,076,440.35	405,676,458.41
----	----------------	----------------	--------------	--------------	---------------	----------------

--	--	--

	10,117,969.24	6,528,000.27
	2,357,201.82	1,893,189.48
	12,475,171.06	8,421,189.75

	10,117,969.24		10,117,969.24	6,528,000.27		6,528,000.27
	10,117,969.24		10,117,969.24	6,528,000.27		6,528,000.27

	7,500,000.00	241,680.17	5,628,466.25	3,652,436.06		2,217,710.36	78.27%	75.35%				
G3	400,000.00	328,204.37	-633.39			327,570.98	81.89%	81.89%				
CBZ	500,000.00		387,451.94			387,451.94	77.49%	77.59%				
CBZ	400,000.00		282,636.83			282,636.83	70.66%	77.49%				
CBZ	400,000.00		264,821.71			264,821.71	66.21%	70.66%				

	400,00	322,55	325,05	81.26	66.21%
	0.00	2.57	2.57	%	
CREO	297,00	210,26	210,26	70.80	81.26%
	0.00	5.49	5.49	%	
SS	500,00	305,75	305,75	61.15	70.80%
	0.00	6.81	6.81	%	
MES	2,952,000.00	1,320,575.22	1,320,575.22	44.73	61.15%
M26	350,00	278,46	278,46	79.56	44.73%
	0.00	2.61	2.61	%	
M26	300,00	201,30	201,30	67.10	87.14%
	0.00	7.85	7.85	%	
K2F1Z	200,00	198,60	-		
	0.00	7.65	523.34		

--	--	--	--	--	--



2,357,201.8

2		
3.	4,058,006.32	4,058,006.32
1	3,936,150.38	3,936,150.38
2	121,855.94	121,855.94
4.	4,198,279.56	4,198,279.56
1.	4,385,969.37	4,385,969.37
2.	859,629.62	859,629.62
1	859,629.62	859,629.62
2		
3.	3,429,987.85	3,429,987.85
1	3,341,659.65	3,341,659.65
2	88,328.20	88,328.20
4.	1,815,611.14	1,815,611.14
1.		
2.		
1		
3.		
1		
4.		
1.	2,382,668.42	2,382,668.42
2.	3,870,316.51	3,870,316.51

1.	40,074,482.00	39,086,644.65	576,514.65	29,129,232.24	102,086.68	105,784,670.24	214,753,630.46
2.				693,080.69		40,275.29	733,355.98
				698,489.58			698,489.58

1							
2							
3							
4				-5,408.89		40,275.29	34,866.40
3.		38,616,898.1 6	576,514.65	5,181,732.34	102,086.68	40,857.79	44,518,089.6 2
1							
2		38,604,789.2 4	576,514.65	5,184,927.91	102,086.68		44,468,318.4 8
3		12,108.92		-3,195.57		40,857.79	49,771.14
4.	40,074,482.0 0	469,746.49		24,640,580.5 9		105,784,087. 74	170,968,896. 82
1.	11,311,023.5 1	11,326,867.6 8	187,367.28	20,165,682.1 9	102,086.68	77,780,349.0 2	120,873,376. 36
2.	429,974.04	920,739.46		1,749,766.60		2,920,733.10	6,021,213.20
1	429,974.04	920,739.46		1,754,757.42			

4.						15,427,677.7 3	15,427,677.7 3
1.	28,333,484.4 5	98,304.11		6,474,159.71		9,699,639.21	44,605,587.4 8
2.	28,763,458.4 9	11,166,329.1 8		8,963,550.05		12,672,108.5 8	61,565,446.3 0

0

--	--	--	--	--

--	--	--

Donati	4,645,336.36				4,645,336.36
	1,010,528,905. 25				1,010,528,905. 25
	1,015,174,241. 61				1,015,174,241. 61

	679,972,398.07			679,972,398.07

	679,972,398.07					679,972,398.07

--	--	--	--

	393,890,253. 27	411,179,500. 00		5	13.90%	0%	
					5.22%	5.98%	
	393,890,253. 27	411,179,500. 00				14.49%	

	3,999,459.56		768,193.62	2,207,509.98
				1,023,755.96

	4,464,774.24	450,500.00	1,928,943.24	1,122,309.23	1,864,021.77
	2,048,185.09		296,197.68	1,751,987.41	
	172,989.71	979,178.99	268,155.36	0.01	884,013.33
	10,685,408.60	1,429,678.99	3,261,489.90	5,081,806.63	3,771,791.06


	55,275,323.42	9,111,862.33	66,991,767.45	11,249,894.73
	405,390,672.57	73,372,573.60	597,101,266.62	121,386,616.24
	41,976,226.67	6,296,434.00	41,976,226.67	6,296,434.00
	11,198,232.21	1,679,734.83	13,418,506.45	2,012,775.97
			1,251,178.08	187,676.71
	2,717,357.42	687,154.35	4,093,257.01	1,037,307.86
	61,776,000.03	9,266,400.01		
	578,333,812.32	100,414,159.12	724,832,202.28	142,170,705.51

500	11,947,096.20	1,792,064.43	12,613,917.34	1,892,087.61
	2,382,668.42	603,432.34	3,870,316.51	986,234.82
	14,329,764.62	2,395,496.77	16,484,233.85	2,878,322.43

		100,414,159.12		142,170,705.51
		2,395,496.77		2,878,322.43

		49,429,137.66	163,227,873.71
		268,275,074.85	879,675,528.96
		317,704,212.51	1,042,903,402.67

2024		223,349.04	
2025	5,158,765.75	5,357,193.99	
2026	2,156,597.14	273,227,502.53	
2027	19,969,865.67	384,105,818.30	
2028	55,141,670.01	216,761,665.10	
2029	175,093,654.91		
2034	10,754,521.37		
	268,275,074.85	879,675,528.96	



	59,600,000.00	89,600,000.00
	126,000,000.00	126,000,000.00
	8,000,000.00	8,000,000.00
	528,666.68	3,039,854.19
	248,239.52	337,093.75
	110,380,888.10	6,884,136.51
	304,757,794.30	233,861,084.45

--	--	--	--	--

--	--	--

	126,645,681.97	220,366,927.45
	8,434,187.69	
	135,079,869.66	220,366,927.45

	235,417,366.34	370,755,705.60
	2,887,985.14	5,404,210.30
	31,179,229.23	24,825,858.33
	6,488,334.50	2,221,752.24
	1,385,073.64	806,414.53
	277,357,988.85	404,013,941.00

--	--	--

	159,791,594.88	141,466,652.49
	159,791,594.88	141,466,652.49

--	--	--

--	--	--

--	--	--

	50,229,273.23	25,558,677.39
	41,666,840.00	53,032,120.00
	53,119,460.22	53,119,460.22
	3,538,000.00	3,843,237.54
	11,238,021.43	5,913,157.34
	159,791,594.88	141,466,652.49

	41,666,840.00	
	53,119,460.22	
	94,786,300.22	

--	--	--

--	--	--

--	--	--

	21,252,927.33	20,629,661.25
		-417,816.89
	21,252,927.33	20,211,844.36

1

--	--	--

--	--	--

	18,191,184.10	84,930,112.43	84,707,469.88	18,413,826.65
-	1,809,009.57	5,935,363.61	5,898,487.11	1,845,886.07
	422,757.95	2,802,759.54	2,741,215.63	484,301.86
	20,422,951.62	93,668,235.58	93,347,172.62	20,744,014.58

1	17,848,052.23	78,495,834.92	78,260,320.54	18,083,566.61
2	659.63	2,732,278.91	2,732,694.96	243.58
3	322,472.24	2,710,310.04	2,722,765.82	310,016.46
	322,472.24	2,480,896.74	2,493,352.52	310,016.46
		197,574.52	197,574.52	
		31,314.88	31,314.88	
4		931,688.56	931,688.56	
5	20,000.00	60,000.00	60,000.00	20,000.00
	18,191,184.10	84,930,112.43	84,707,469.88	18,413,826.65

1	194,711.02	5,424,956.07	5,473,465.99	146,201.10
2	12,436.41	249,043.97	255,176.69	6,303.69
3	1,601,862.14	261,363.57	169,844.43	1,693,381.28
	1,809,009.57	5,935,363.61	5,898,487.11	1,845,886.07

		6,595,188.19	3,380,847.10

	2,012,412.31	5,690,267.22
	7,063,319.31	1,119,399.00
	164,793.51	181,796.85
	872,209.86	
	116,209.65	57,212.82
		86,142.07
	116,405.74	532,755.47
	79,768.86	
	3,038,990.45	87,283,040.12
	27,227.46	33,983.18
	20,086,525.34	98,365,443.83

--	--	--

	50,275,069.61	44,744,708.83
	1,493,098.53	1,804,042.87
	51,768,168.14	46,548,751.70

	2,633,868.16	4,294,141.35
	1,134,388.42	417,816.89
	2,267,970.70	200,000.00
	6,036,227.28	4,911,958.24

	60,157,500.00	53,320,000.00
	62,700,000.00	45,325,000.00
	18,640,000.00	19,960,000.00
	4,030,245.72	5,514,347.56
	229,338.77	171,999.10
	-50,275,069.61	-44,744,708.83
	95,482,014.88	79,546,637.83

--	--	--

-	2,811,865.23	4,308,436.05
-	-94,507.81	-215,179.04
	-1,493,098.53	-1,804,042.87
	1,224,258.89	2,289,214.14

	1,164,986.35	1,115,629.95
	1,164,986.35	1,115,629.95

	1,164,986.35	1,115,629.95

--	--	--	--	--	--

--	--	--

--	--	--

--	--	--

--	--	--

	6,987,971.63	31,530,598.81	
	53,014,387.66	41,976,226.67	
		9,460,634.72	
		33,553,343.16	
	60,002,359.29	116,520,803.36	

SKL

	8,290,742.43		942,583.68	7,348,158.75	
	8,290,742.43		942,583.68	7,348,158.75	

	0.00	

		+ -					
	470,609,663. 00				- 3,272,000.00	- 3,272,000.00	467,337,663. 00

	1,519,376,720.97			1,519,376,720.97
	56,309,215.27	3,883,039.69	29,434,125.21	30,758,129.75
	1,575,685,936.24	3,883,039.69	29,434,125.21	1,550,134,850.72

SKL 21,582,862.33

	53,032,120.00		11,365,280.00	41,666,840.00
	53,032,120.00		11,365,280.00	41,666,840.00

		56,436,628.12				56,436,628.12		56,436,628.12

	-1,373,346,330.44	-1,297,253,833.05
	9,348,634.39	-76,092,497.39
	-1,363,997,696.05	-1,373,346,330.44

1)

	106,844.18	208,919.41
	284,609.60	351,169.22
	39,207.65	22,873.51
	2,852,066.99	3,206,615.06

	21,579,349.44	25,109,115.26
	5,267,879.50	5,238,901.94
	10,578,703.22	15,037,870.78
	1,528,294.69	1,937,517.95
	155,281.02	223,194.67
	135,000.00	135,000.00
	2,772,113.24	2,716,373.69
	3,606,214.63	13,676,193.91
	1,322,420.41	411,872.11
	52,557.70	925,382.27
	2,107,650.84	4,213,258.38
	259,395.89	8,619.85
	12,582,206.83	9,297,431.79
	61,947,067.41	78,930,732.60

	19,964,027.24	28,966,021.14
	7,881,163.31	13,233,552.55
	457,032.80	1,314,555.21
	785,695.56	1,160,661.76
	30,078,436.68	37,022,260.66
	901,441.48	755,762.46
	779,094.89	262,202.40
	1,557,739.54	884,578.25
	22,926,131.47	35,680,697.90
	353,136.71	144,380.66
	574,666.17	749,677.37
	202,325.04	885,250.00
	1,316,957.22	5,133,019.78
	87,777,848.11	126,192,620.14

--	--	--

	5,947,838.76	5,279,922.07
	3,984,876.80	3,209,092.08
	601,187.51	2,720,954.05
	482,681.83	394,404.07
	102,562.61	38,393.05
	250,233.24	125,858.13
	74,500.02	
		40,200.00
		45,200.00
	1,073,773.69	2,149,914.74
	12,517,654.46	14,003,938.19

	12,030,405.34	36,204,280.50
	472,686.98	763,087.23
	-4,326,639.59	-33,167,851.39
		152,392.86
	2,016,297.95	2,213,062.76
	677,921.15	-130,982.36
	9,925,297.86	4,507,815.14

	1,057,336.90	4,036,702.47
	101,230.39	126,294.32
	1,158,567.29	4,162,996.79

--	--	--

	51,000.60	
	51,000.60	

	-2,649,038.85	-2,496,693.45
	12,968,231.92	
	48,323.33	12,909.86
		17,248.79
	10,367,516.40	-2,466,534.80

	1,613,036.46	-2,467,886.63
	-556,682.62	-443,878.36
	1,056,353.84	-2,911,764.99

	-1,229,720.86	-4,855,419.22
	-254,265.73	-65,634.88
	-1,483,986.59	-4,921,054.10

		13,973.81
	10,415.71	3,112,922.81
	10,415.71	3,126,896.62

	11,369.23	49,155.75	11,369.23
	11,369.23		11,369.23
	4,655,625.54		4,655,625.54
	271,855.02	124,865.20	271,855.02

	4,938,849.79	174,020.95	4,938,849.79
--	--------------	------------	--------------

	55,820.24	26,750.05	55,820.24
	165,997.84	951,562.95	165,997.84
	165,997.84	951,562.95	165,997.84
	4,413.08	39,079.53	4,413.08
	8,340,201.90	47,571,449.74	8,340,201.90
	67,334.40	261,397.00	67,334.40
	8,633,767.46	48,850,239.27	8,633,767.46

	7,149,463.78	4,801,773.15
	2,647,426.68	-19,393,477.49
	9,796,890.46	-14,591,704.34

	20,179,942.29
/	3,026,991.34
	2,331,303.26
	-190,365.48
	-32,685.12
	5,698,506.53
	-1,057,126.61
	20,266.54
	9,796,890.46

	167,628.95	3,061,534.46
	360,363.11	738,228.06
		53,465.11
	1,387,573.69	4,891,674.45
	15,121.52	601.84
	3,106,366.73	438,335.68
	1,429,171.56	1,231,370.59
	6,466,225.56	10,415,210.19

	971,247.11	375,275.57
	960,867.68	443,699.50
	68,711,466.30	84,213,654.59
		8,193.25
	2,216,238.26	4,022,983.43
	72,859,819.35	89,063,806.34

--	--	--

--	--	--

	185,337.40	
	185,337.40	

--	--	--


		10,000,000.00
	44,623,244.44	
	44,623,244.44	10,000,000.00

		12,910,132.93
	50,548,962.03	19,342,424.79
	2,980,000.00	
	626,580.26	
	54,155,542.29	32,252,557.72

	233,861,084.45	173,478,707.25	90,979,731.65	181,803,027.29	11,758,701.76	304,757,794.30
	46,548,751.70		27,405,607.49	22,167,211.94	18,979.11	51,768,168.14
	79,546,637.83	43,050,000.00	2,949,785.84	2,892,446.17	27,171,962.62	95,482,014.88
	2,289,214.14				1,064,955.25	1,224,258.89
	1,115,629.95		49,356.40			1,164,986.35
	363,361,318.07	216,528,707.25	121,384,481.38	206,862,685.40	40,014,598.74	454,397,222.56

--	--	--	--

1		
	10,383,051.83	-18,886,004.23
	427,632.75	-7,832,819.09



33,595,354.75	33,509,702.00
859,629.62	3,473,135.29
5,985,415.24	11,793,496.40
3,261,489.90	5,366,342.35
-10,415.71	-3,412,793.06

--	--

	100,000.00
	285,337.40
	-185,337.40

	54,941,662.87	82,719,304.41
	4,166.67	6,089.25
	52,221,826.80	75,258,721.95
	2,715,669.40	7,454,493.21
	54,941,662.87	82,719,304.41

--	--	--	--

--	--	--	--

			90,247,823.70
	8,200,024.55	7.1268	58,439,934.96
	3,675,832.99	7.6617	28,163,129.62
	6,739.96	0.9127	6,151.43
	2,476,862.94	0.0447	110,809.89
	291,747.17	9.0430	2,638,269.66
	133,253.38	5.2274	696,568.72
	38,461.89	4.7650	183,270.91
	115,202.26	0.0841	9,688.51
			523,206,862.00
	69,718,510.45	7.1268	496,869,880.28
	2,481,216.79	7.6617	19,010,338.68
	2,271,013.71	0.0447	101,600.61
	257,430.88	9.0430	2,327,947.45
	935,263.30	5.2274	4,888,995.37
	142.19	4.7650	677.54
	19,094.77	0.3857	7,364.85
	32.35	1.7689	57.22
			16,846,113.00
	1,906,123.16	7.6617	14,604,143.81
	50,094,510.00	0.0447	2,241,128.19

2024
G 2



2024

37622

80.63	1.9462	156.93
887.84	0.2234	198.34
		3,001,410.80
24,816.21	7.1268	176,860.17
364,380.97	7.6617	2,791,777.68
732,553.00	0.0447	32,772.96
		8,082,959.80
182,753.46	7.1268	1,302,447.36
883,209.65	1 0	

	9,502,989.03	9,211,491.55
	9,857,512.12	7,045,200.95
	1,188,924.13	1,765,026.01
	473,285.80	
	38,066.58	2,121,783.73
	74,500.02	
	576,285.76	702,521.70
	21,711,563.44	20,846,023.94
	12,517,654.46	14,003,938.19
	9,193,908.98	6,842,085.75

Z3	328,204.37	487,992.21				10,301.93	805,894.65	
	384,250.46	898,606.93				1,051,462.68	231,394.71	

TF-02		25,527.96						25,527.96
V6/HQ3		194,304.76						194,304.76
SS		64,922.12						64,922.12
CBZTBFT	748,937.10	382,911.82				722,646.51		409,202.41
		765,075.85				405,225.02		359,850.83
		486,041.09						486,041.09
CBZ		665,664.96						665,664.96
		726,780.20				407,351.65		319,428.55
CBZE		743,646.29				677,323.90		66,322.39
		314,510.66				243,654.55		70,856.11
		107,377.88						107,377.88
		1,156,466.75				416,096.49		740,370.26
K3/N3		278,093.59				125,920.90		152,172.69
		181,372.37						181,372.37
		475.43						475.43
SS		305,756.81						305,756.81
M26		1,408,381.30						1,408,381.30
	1,461,391.93	9,193,908.98				4,059,983.63		6,595,317.28

Z3		2024 12 31		2023 11 23	
		2024 12 31		2022 4 8	
CBZTBFT		2024 8 31		2023 4 24	

CBZ		2024 10 10		2024 1 18	
		2024 12 31		2024 3 14	
CBZE		2024 12 31		2024 3 28	
		2024 12 31		2024 3 12	
M26		2024 12 31		2024 1 22	

--	--	--	--	--	--

--	--	--

Sunvalley HK Limited	27,795,869.33	100.00%		2024 06 30		- 11,804,408.08	0.00%					
Sunvalleytek International Inc		100.00%		2024 06 30			0.00%					
		100.00%		2024 06 30			0.00%					
		100.00%		2024 06 30			0.00%					

			%
LIMITED LIABILITY COMPANY REXMEO			99.51
NOURISH STAR(HK)LIMITED			99.51

	315,000,000.00				100.00%		
	30,000,000.00				100.00%		
	5,000,000.00				100.00%		
	30,000,000.00				100.00%		
	10,000,000.00				99.75%		
	10,000,000.00				95.00%		
SacaPrecisionTechnology S.r.l.	78,363.00				100.00%		
DonatiS.r.l.	543,228.40					80.00%	
	12,436,300.00				99.96%		
	10,000,000.00				100.00%		
	20,000,000.00					99.96%	
	11,000,000.00					99.96%	
	10,000,000.00				100.00%		
Sunvalley	0.88					99.75%	

(HK) Technology Limited							
ZBT International TradingGmb H	251,792.50					99.75%	
Sunvalley JAPAN Co.Ltd	30,350.00					99.75%	
PROFOUND CENTURYL IMITED	0.86					99.75%	
HTE WMLTD	0.86					99.75%	
Spectrum Power Company Limited	0.88					99.75%	
RED BUD (HK) LIMITED	0.85					99.75%	
SENFREED TECHNOLO GY LIMITED	8.94					99.75%	
Evajoy SARL	395,770.00					99.75%	
CELLECTIO NS CORP.	1,266.86					99.75%	
Euro-tech Distribution	167,383.69					69.83%	
VAVA INTERNATI ONAL INC.	2,096,850.00					99.75%	
	10,000,000.0 0					99.51%	
	10,000,000.0 0					99.51%	
	10,000,000.0 0					99.51%	
	10,000,000.0 0					99.96%	
	81,803.00					100.00%	
Paris Rhone (HK) Technology Limited	0.86					99.51%	
FUT	278,180.00					99.51%	
ATI INC.	3,685,600.00					99.51%	

SIG GmbH	195,727.50					99.51%	
TII INC.	9,728.10					99.51%	
	10,000,000.00					69.83%	
LIMITED LIABILITY COMPANY REXMEO	841.00					99.51%	
NOURISH STAR(HK)LIMITED	9,126.80					99.51%	

--	--	--	--	--

: 0

20%

20%

	/	/
	25,931,784.24	28,580,823.09
--	-2,649,038.85	-2,496,693.45
--	-2,649,038.85	-2,496,693.45

	237,792.83	56,140.10	293,932.93

				/	

	1,057,336.90	4,036,702.47

1

SacaPrecisionTechn


12	183,479.66	183,479.66	183,479.66	183,479.66	100.00%	
13	150,346.75	150,346.75	150,346.75	150,346.75	100.00%	
14	146,633.40	146,633.40	146,633.40	146,633.40	100.00%	
15	79,819.20	79,819.20	79,819.20	79,819.20	100.00%	
16	73,499.21	73,499.21	73,499.21	73,499.21	100.00%	
17	55,504.40	55,504.40	55,504.40	55,504.40	100.00%	
18	50,900.00	50,900.00	50,900.00	50,900.00	100.00%	
19	43,594.50	43,594.50	43,594.50	43,594.50	100.00%	
20	14,908.45	14,908.45	14,908.45	14,908.45	100.00%	
21	1,767.02	1,767.02	26,800.32	26,800.32	100.00%	
22			880,825.51	440,412.76	50.00%	
23			998.78	499.39	50.00%	
	12,612,531.46	12,612,531.46	100,057.71	100,057.71	100.00%	
	42,846,341.89	37,105,189.67	13,943,340.20	13,502,428.06	96.84%	

6+9

6+9

	--	--	--	--
			38,059,729.41	38,059,729.41
		11,055,170.88		11,055,170.88
		11,055,170.88	38,059,729.41	49,114,900.29
	--	--	--	--

R2



17.03%

21.73%

3

	！ 組 分 μ
	5%
	5%
	30%

/

！ + ● 分 μ

/	/	/	/	/	/	/
---	---	---	---	---	---	---

/

/

/	/	/	/	/	/	/
---	---	---	---	---	---	---

/

--	--	--	--

--	--	--	--	--

	70,000,000.00	2022 8 29	2027 8 28	
	30,000,000.00	2021 11 10	2031 12 31	

330,000,000.00	2023	2	23	2026	2	28
330,000,000.00	2023	2	11	2026	2	10
330,000,000.00	2022	9	29	2025		



' 52 b

(' u ~

		998.78	499.39		
		45,288.53	2,264.40	48,848.39	2,442.40
		11,972.04	5,986.02		
		28,185.84			
		3,979,057.38	398,011.06	3,952,242.16	197,612.09

		11,586,279.34	12,777,226.09
		191,943.90	190,756.16
	Sunvalleytek International, Inc.	22,914,898.03	
		58.00	
		34,693,179.27	5,018,222.71
		437,480.47	450,034.76

						3,272,000.00	11,365,280.00
						3,272,000.00	11,365,280.00

	25,094,654.95
	3,883,039.69

2022	3,883,039.69	
	3,883,039.69	

2024 6 25

Sunvalley(HK) Limited

(6)

2018 12

1.

1	Sunvalley E-commerce(HK) Limited	2022 4399	03		94,694.72
2	Sunvalley E-commerce(HK) Limited	2023 6615	03 2		7,287.15
3	Sunvalley E-commerce HK Limited	2022 6322	03		6,975.64
4		2024 3320	03		24,250.53
5	‰ Sunvalley E-commerce HK Limited	2024	06	65	8,911.34
6					1,308.50



2

	499,713,809.26	301,792,908.73		-138,053.09	801,368,664.90
	409,752,287.97	203,993,056.99		-111,607.60	613,633,737.36
	46,644,517.83	112,176,144.93	13,373,650.57	-26,445.49	172,167,867.84
	43,270,316.38	1,308,484.31	-24,398,858.40		20,179,942.29
	2,277,260,930.18	441,179,284.58	1,882,781.98	-902,404,087.91	1,817,918,908.83
	894,547,397.79	380,200,050.13	3,086,770.21	-85,645,963.51	1,192,188,254.62

1	1	216,452,649.41	147,177,414.89
1	2	26,715,609.81	27,507,685.11
2	3	2,636,219.23	2,518,843.94
3		17,641,055.90	19,401,224.16
	3 4	1,776,414.35	1,858,326.64
	4 5	2,626,958.70	4,290,850.91
	5	13,237,682.85	13,252,046.61
		263,445,534.35	196,605,168.10

	12,690,0 94.68	4.82%	12,690,0 94.68	100.00%	0.00	12,631,7 47.62	6.43%	12,631,7 47.62	100.00%	
	12,690,0 94.68	4.82%	12,690,0 94.68	100.00%	0.00	12,631,7 47.62	6.43%	12,631,7 47.62	100.00%	
	250,755, 439.67	95.18%	7,152,51 0.86	2.85%	243,602, 928.81	183,973, 420.48	93.57%	9,857,68 6.03	5.36%	174,115, 734.45
	66,353,1 43.97	25.19%	7,152,51 0.86	10.78%	59,200,6 33.11	80,968,2 52.41	41.18%	9,857,68 6.03	12.17%	71,110,5 66.38
	184,402, 295.70	70.00%			184,402, 295.70	103,005, 168.07	52.39%			103,005, 168.07
	263,445, 534.35	100.00%	19,842,6 05.54	7.53%	243,602, 928.81	196,605, 168.10	100.00%	22,489,4 33.65	11.44%	174,115, 734.45

1	9,370,852.15	9,370,852.15	9,429,199.21	9,429,199.21	100.00%	
2	983,557.40	983,557.40	983,557.40	983,557.40	100.00%	
3	496,424.20	496,424.20	496,424.20	496,424.20	100.00%	
4	304,425.10	304,425.10	304,425.10	304,425.10	100.00%	
5	298,133.20	298,133.20	298,133.20	298,133.20	100.00%	
6	245,856.00	245,856.00	245,856.00	245,856.00	100.00%	
7	183,479.66	183,479.66	183,479.66	183,479.66	100.00%	

8	150,346.75	150,346.75	150,346.75	150,346.75	100.00%	
9	146,633.40	146,633.40	146,633.40	146,633.40	100.00%	
10	133,814.00	133,814.00	133,814.00	133,814.00	100.00%	
11	79,819.20	79,819.20	79,819.20	79,819.20	100.00%	
12	73,499.21	73,499.21	73,499.21	73,499.21	100.00%	
13	55,504.40	55,504.40	55,504.40	55,504.40	100.00%	
14	50,900.00	50,900.00	50,900.00	50,900.00	100.00%	
15	43,594.50	43,594.50	43,594.50	43,594.50	100.00%	
16	14,908.45	14,908.45	14,908.45	14,908.45	100.00%	
	12,631,747.62	12,631,747.62	12,690,094.68	12,690,094.68		

1		52,855,816.60	766,409.34	1.45%
1 2		5,910,146.92	1,265,362.46	21.41%
2 3		2,636,219.23	952,466.01	36.13%
3 4		1,776,414.35	993,726.19	55.94%
4 5		2,626,958.70	2,626,958.70	100.00%
5		547,588.17	547,588.17	100.00%
		66,353,143.97	7,152,510.86	

	9,857,686.03	58,347.06			9,916,033.09
	12,631,747.62	-2,705,175.17			9,926,572.45
	22,489,433.65	-2,646,828.11			19,842,605.54

--	--	--	--	--

--	--

--	--	--	--	--	--

1	61,872,214.20		61,872,214.20	23.49%	
2	94,055,017.65		94,055,017.65	35.70%	
3	25,725,301.65		25,725,301.65	9.76%	
4	9,429,199.21		9,429,199.21	3.58%	9,429,199.21
5	12,127,739.60		12,127,739.60	4.60%	175,852.22
	203,209,472.31		203,209,472.31	77.13%	9,605,051.43

	27,107,919.20	37,549,286.03
	27,107,919.20	37,549,286.03

--	--	--

--	--	--	--	--

--	--	--	--	--

--	--	--	--	--	--

--	--	--	--	--	--

--	--	--	--	--	--

()		
-----	--	--

()				
-----	--	--	--	--

--	--	--	--	--	--

--	--

--

5	1,268,307.04	2,250,092.80
	28,792,214.60	39,225,515.53

	753,077.00	2.62%	753,077.00	100.00%	0.00	753,077.00	1.92%	753,077.00	100.00%		
	753,077.00	2.62%	753,077.00	100.00%	0.00	753,077.00	1.92%	753,077.00	100.00%		
	28,039,137.60	97.38%	931,218.40	3.32%	27,107,919.20	38,472,438.53	98.08%	923,152.50	2.40%	37,549,286.03	
	2,923,165.38	10.15%	931,218.40	31.86%	1,991,946.98	2,803,137.19	7.15%	923,152.50	32.93%	1,879,984.69	
	24,257,972.22	84.25%			24,257,972.22	34,679,301.34	88.41%			34,679,301.34	
	858,000.00	2.98%			858,000.00	990,000.00	2.52%			990,000.00	
	28,792,214.60	100.00%	1,684,295.40	5.85%	27,107,919.20	39,225,515.53	100.00%	1,676,229.50	4.27%	37,549,286.03	

1	521,075.00	521,075.00	521,075.00	521,075.00	100.00%		
2	232,002.00	232,002.00	232,002.00	232,002.00	100.00%		
	753,077.00	753,077.00	753,077.00	753,077.00			

1		1,970,603.52		132,424.56	6.72%
1	2	150,771.00		55,664.65	36.92%
2	3	124,748.00		70,170.75	56.25%

3	4	60,961.50	56,877.08	93.30%
4	5	244,678.36	244,678.36	100.00%
5		371,403.00	371,403.00	100.00%
		2,923,165.38	931,218.40	





14,229,542.90	1	50.40%
2,790,000.00	1	9.88%
1,799,882.31	1	6.37%
1,006,982.46	1	1.36%

.....

€ 10 993.30

	78.32	8.07					48.24	8.07
	10,000,000.00						10,000,000.00	
	9,500,000.00						9,500,000.00	
	248,333.34		186,250.00				434,583.34	
			20,000,000.00				20,000,000.00	
	1,486,023,303.66	679,972,398.07	21,317,719.92				1,507,341,023.58	679,972,398.07

	103,876,554.41	96,488,579.78	118,979,204.67	105,481,176.33
	45,844,210.61	44,341,230.93	42,720,302.33	42,048,224.85

	149,720,765.02	140,829,810.71	161,699,507.00	147,529,401.18
--	----------------	----------------	----------------	----------------

0.00

--	--	--

		555.16
		555.16

	-144,212.90	
	1,057,336.90	
	99,323.93	
	12,968,231.92	
	-7,501,431.73	
	3,998,109.67	

	52,977.18	
	181,556.10	
	7,100.17	
	10,341,678.70	--

1 —

		/	/
	1.64%	0.0199	0.0199
	-0.17%	-0.0021	-0.0021